

HOT TUB CHEAT SHEET



Chemistry

1. Test The Water Weekly

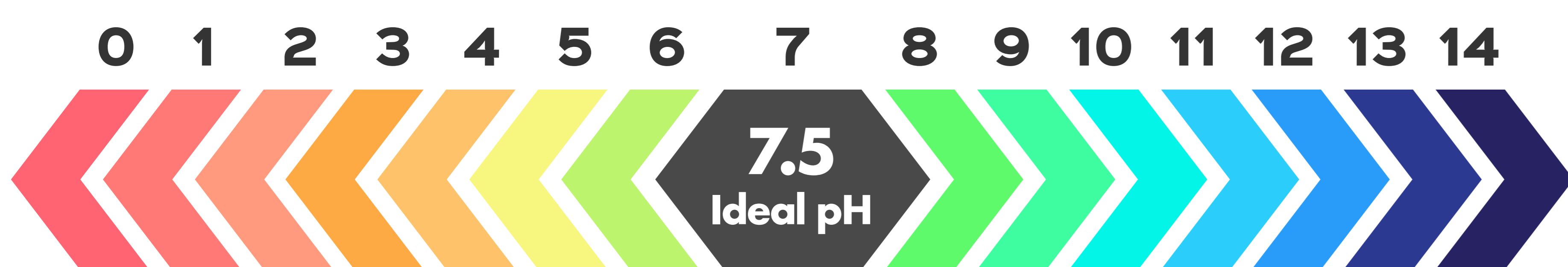
Using test strips or a liquid test kit to test the water. Check for pH, Alkalinity, and sanitizer levels. Add chemicals if needed.



2. Balance The Water

First, adjust alkalinity with alkalinity increaser (baking soda). Then, test the water again to see if the pH needs adjusting. Use pH increaser or decrease to adjust pH to the ideal range.

Alkalinity
100 - 150
ppm

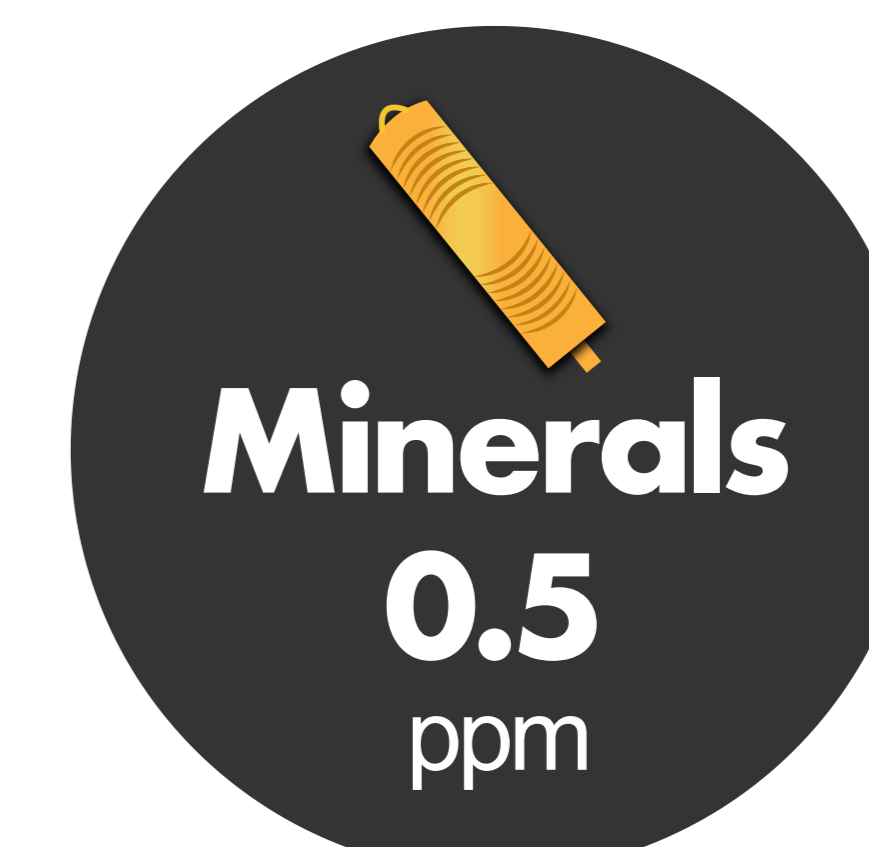
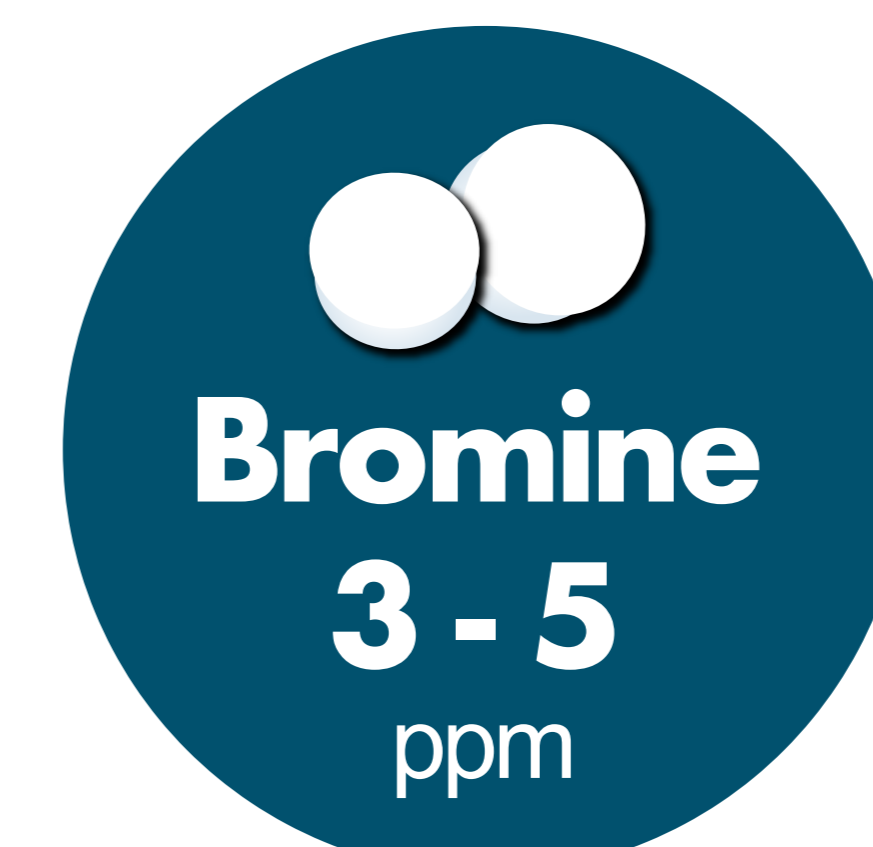


3. Add Sanitizer Weekly

Add the proper amount of sanitizer needed to achieve the ideal level.



*For saltwater pools.



*Of Added Chlorine.



4. Use Hot Tub Weekly Cleanse

WEEKLY CLEANSE is a water conditioner and clarifier, which helps keeps the water crystal clear and feel silky smooth on your skin. It also helps loosen, suspend, and remove the hidden gunk building up in your hot tub pipes.

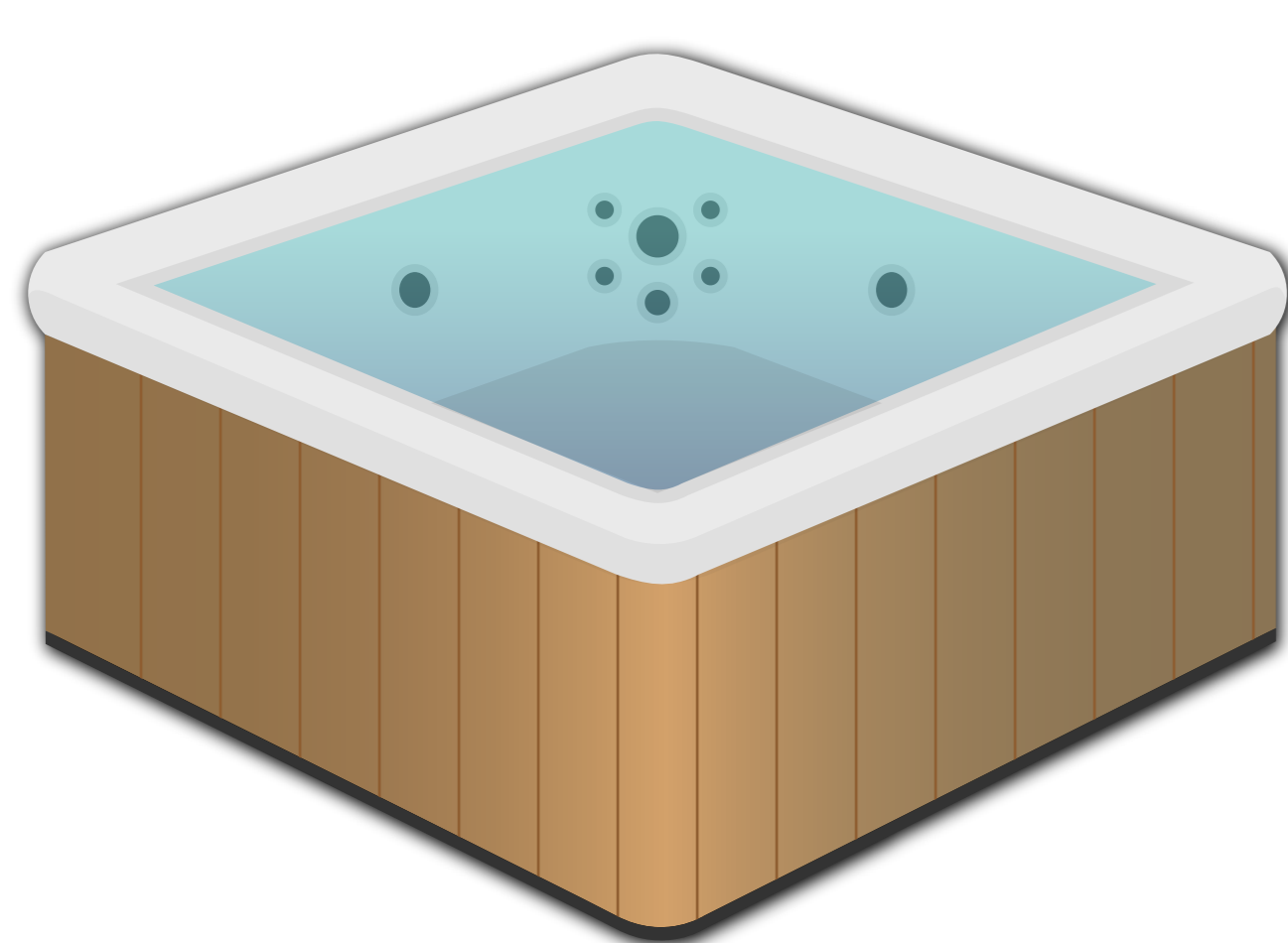
Add 2 oz. (30 mL) to your water (up to 500 gallons).

Cleaning



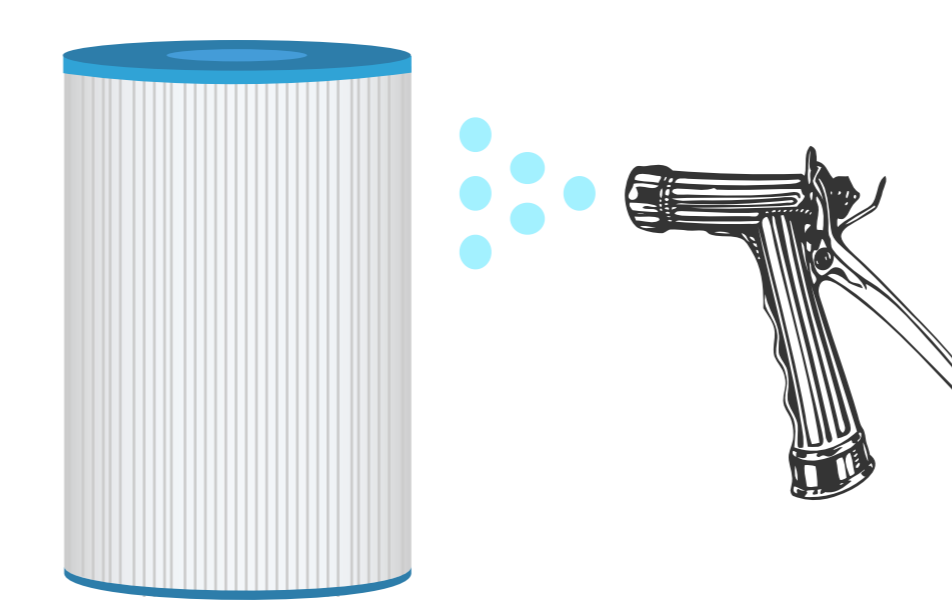
Drain Every 3 - 4 Months

Remove filter(s), add Hot Tub Detox and run jets for 20 minutes. Turn off the power. Use a pump or drain outlet to drain all the water. Wipe down inside with a soft Microfiber cloth. Then, refill.



Refill with Fresh Water

Replace clean filter(s). Fill up the hot tub from the filter well with fresh water using a hose filter. Turn the hot tub back on, let it run for 20 minutes, and test the water to add startup chemicals.



The Quick Rinse

Rinse filter(s) with fresh water once a week with a garden hose or in the sink. Spread each pleat to remove debris.



The Cleaner Spray

Spray filter(s) with filter cleaner about once a month. Let them sit for 15 minutes & rinse them with fresh water.



The Deep Soak


Soak filter(s) in diluted filter cleaner for 24 hours every 6 months. Then, rinse with fresh water.



Cover Care

Use a Cover Cleaner

It protects the vinyl from sun damage and will keep the cover looking shiny and new.



Keep it Dry

Take the cover off your hot tub and dry it for a few hours in the sun to keep the cover lightweight.

Repair The Rips

You can use duct tape to temporarily fix ripped seams so water doesn't seep into the foam.